Foulad Arg Tabriz Co.

GRAND STEEL

Foulad Arg Tabriz

Grand Steel

GRAND STEEL :

+971 - 509429876

INFO@GRANDSTEEL.ORG

WWW.GRANDSTEEL.ORG

FOULAD ARG TABRIZ :

+9841344 84 861 - 7

+98 912 333 6569

About Foulad Arg Tabriz Factory:

"Daghighi Ironware Trading Company" began its operations in the field of trading and selling rebar and iron beams in 1995. After a while, by accurately identifying the needs of the domestic and regional market, the nature of its activities shifted from trading to manufacturing. In 2007, the Tabriz Steel Plant with the name of **"Foulad Arg Tabriz Factory**" was founded and officially commenced its operations.

In 2009, the company upgraded its production system line in smelting of steel ingots and in 2010, with the installation of machinery purchased from Turkey, it initiated a rolling line for the production of standard rebar. Subsequently, in 2011, the production line was officially launched, and the company began its manufacturing operations.

Foulad Arg Tabriz Factory Manufactured Commodities:

Taking advantage of the latest global technology and employing specialized, experienced, and yet young staff, the following products are produced:

Steel Billets in sizes 120*120 to 150*150 with various analyzes including 3sp, 4sp, 5sp .

Ribbed Rebars A2, A3, A4 with diameters ranging from 15 to 28 mm using the hot rolling process under the license of Standard Specifications such as:

- Bs4449:2005 + A32016w
- CElsiri3132
- En10204:2004
- En10204:2004
- AstmA615, and
- En10080:2005
-

Foulad Arg Tabriz Co.

Grand Steel commercial brand of Folad Arg Tabriz Factory:

The illustrious history and origins of the **Grand Steel** Company can be traced back to the foundation of the Folad Arg Tabriz Factory. The latter is a constituent of the Arg Holding group of steel factories, established in 2008 with the objective of enhancing the process of steel ingot smelting. **Foulad Arg Tabriz** Factory diversified its operations by manufacturing deformed rebars, a variety of ingots, and steel rebars. In 2009, it incorporated cutting-edge machinery equipped with the latest technology in the industry, thus initiating a rolling line for the production of standard rebars.

Folad Arg Tabriz Factory was officially inaugurated and commenced production in 2010, employing a mix of seasoned professionals and young talent. The management was committed to leveraging the latest technology in the industry.

Arg Holding's steel factories, boasting over 30 years of experience in steel production and sales, resolved to establish the Grand Steel Company as their commercial brand. This decision was driven by their successful past experiences, their ambition to expand the market, their ability to identify opportunities, and their knack for turning challenges into advantages. Their marketing and emergence served as a stepping stone towards their success and facilitated a monumental stride in the introduction and presentation of Arg Holding.

GRAND STEEL

With the focus on export and marketing Grand Steel Company was established as the commercial brand of Folad Arg Tabriz Factory in order to possess the robust capability to extend the product exportation to neighboring nations such as Turkey, Iraq, Georgia, Azerbaijan, and Armenia under the distinguished moniker of Foulad Arg Tabriz Factory.
This international expansion is facilitated by the company's impressive research and development prowess, adoption of innovative quality management systems, and a strategic geographical positioning.
Our goal is not merely to export our products, but to establish Grand Steel as a recognized brand name synonymous with quality and dependability in these neighboring countries. To achieve this, we are committed to continuously improving our products and services, adapting to market trends and customer needs, and maintaining our reputation for excellence.

Export:

Grand Steel possesses the robust capability to extend its product exportation reach to neighboring nations such as Turkey, Iraq, Georgia, Azerbaijan, and Armenia under the distinguished moniker of F.A.T.
This international expansion is facilitated by the company's impressive research and development prowess, adoption of innovative quality management systems, and a strategic geographical positioning.

Our goal is not merely to export our products, but to establish Grand Steel as a recognized brand name synonymous with quality and dependability in these neighboring countries. To achieve this, we are committed to continuously improving our products and services, adapting to market trends and customer needs, and maintaining our reputation for excellence. Our long-term export objectives include strengthening our market presence, fostering strong business relationships, and contributing to the economic growth of these countries. This strategy is part of our broader aim to consolidate our position in the global steel industry and reinforce Grand Steel as a trusted and respected brand.

Objectives:

Grand Steel leaders, acutely aware of the demands and prospects present within the domestic markets of the Middle East and Europe, aim to launch a new range of products with an impressive annual production capacity of 200,000 tons. Our goal is to penetrate these markets strategically and secure a significant market share at an accelerated rate.
We understand that achieving this objective requires a deep understanding of the unique features and dynamics of these markets, including the preferences and buying behaviors of consumers. To this end, we have invested in comprehensive market research and analysis, which will guide our product development and marketing strategies.
Our ambition is not limited to merely introducing a new product line, but extends to transforming the way consumers perceive and use our products. We are committed to delivering superior quality that goes beyond customer expectations, thus fostering customer loyalty and driving repeat business.
In addition to growing our customer base, we also aim to expand the number of users of our products. We believe that by offering products that cater to a wide array of needs and preferences, we can attract a diverse range of users and foster a sense of inclusivity. As such, our product line will be designed to be versatile and user-friendly, allowing us to cater to both existing and potential users.
As we embark on this ambitious journey, we are confident that our strategic approach, backed by our commitment to excellence and customer satisfaction, will enable us to achieve our goals and solidify our presence in the Middle East and European markets.

UPN

EUROPEAN STANDARD CHANNEL

Product specifications

UPN, UNP or studding is one of the most used sections in construction and industry. It is also called a U-Channel stud. The most common type of UPN is construction steel studs and it is called iron studs. There is a special standard for stud dimensions.

UPN stud

UPN studs are produced according to European standards, and for this reason, they are also known as European studs. Since the weight of this type of steel section is heavier than other studs, it is used in large projects and is in the category of heavy studs.

UPN studs are used in single or double form in wind braces, beams, columns and construction of trusses. The heavy type of UPN is prepared and produced based on the European standard DIN1026 from size 40 to 400, which is used for machine frames and foundations, truck skeletons, frameworks, restoration of architectural buildings, marine organizations, buildings, construction equipment, etc. The weight table of this product is as follows.

EUROPEAN STANDARD CHANNEL

Dimensions: DIN 1026-2: 2000, NF A 45-202 (1983)

Tolerances: EN 10279: 2000

Surface condition according to EN 10163-3: 2004, Class C, Subclass 1

	Designation G	Dimensions						A	Dimensions for detailing				surface	
		h	b	T_w	t_f	R_1	R_2		d	Ø	P_{min}	P_{max}	A_l	A_g
	kg/m	mm	mm	mm	mm	mm	mm	$mm^2 \times 10^2$	mm	mm	mm	mm	m^2/m	m^2/t
UPN 100	10,6	100	50	6,0	8,5	8,5	4,5	13,50	64	-	-	-	0,372	35,10
UPN 120	13,4	120	55	7,0	9,0	9,0	4,5	17,00	82	-	-	-	0,434	32,52
UPN 140	16,0	140	60	7,0	10,0	10,0	5,0	20,40	98	M12	33	37	0,489	30,54
UPN 160	18,8	160	65	7,5	10,5	10,5	5,5	24,00	115	M12	34	42	0,546	28,98
UPN 180	22,0	180	70	8,0	11,0	11,0	5,5	28,00	133	M16	38	41	0,611	27,80
UPN 200	25,3	200	75	8,5	11,5	11,5	6,0	32,20	151	M16	39	46	0,661	26,15
UPN 220	29,4	220	80	9,0	12,5	12,5	6,5	37,40	167	M16	40	51	0,718	24,46
UPN 240	33,2	240	85	9,5	13,0	13,0	6,5	42,30	184	M20	46	50	0,775	23,34
UPN 260	37,9	260	90	10,0	14,0	14,0	7,0	48,30	200	M22	50	52	0,834	22,00
UPN 280	41,8	280	95	10,0	15,0	15,0	7,5	53,30	216	M22	52	57	0,890	21,27
UPN 300	46,2	300	100	10,0	16,0	16,0	8,0	58,80	232	M24	55	59	0,950	20,58

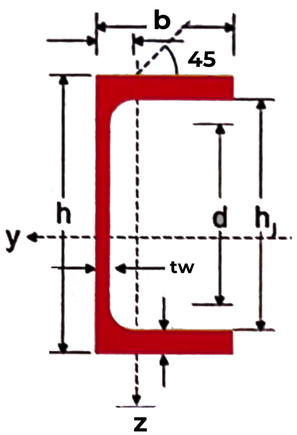

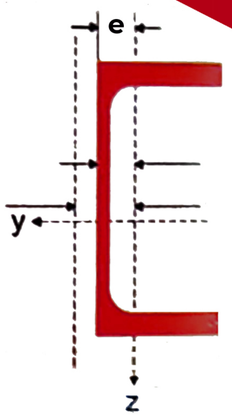

IPN

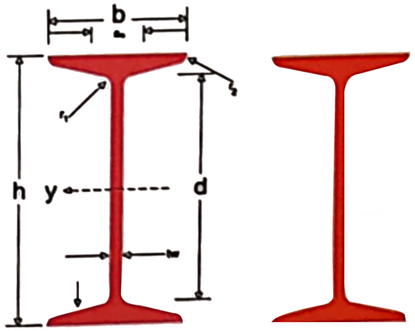

EUROPEAN STANDARD BEAMS

- Flange Slope: 14%
- Dimensions: DIN 1025-1;1995, NF A 45-209 (1983)
- Tolerances: EN 10279: 2000
- Surface condition according to EN 10163-3: 2004, Class C, Subclass 1

	Designation G	Dimensions					A	Dimensions for detailing				surface	
		h	b	T_w	t_f	R_1		d	Ø	P_{min}	P_{max}	A_1	A_g
	Kg/m	mm	mm	mm	mm	mm	$mm^2 \times 10^2$	mm	mm	mm	mm	m^2/m	m^2/t
IPN 80	5,94	80	42	3,9	5,9	3,9	7,57	59,0	-	-	-	0,304	51,09
IPN 100	8,34	100	50	4,5	6,8	4,5	10,6	75,7	-	-	-	0,370	44,47
IPN 120	11,1	120	58	5,1	7,7	5,1	14,2	92,4	-	-	-	0,439	39,38
IPN 140	14,3	140	66	5,7	8,6	5,7	18,2	109,1	-	-	-	0,502	34,94
IPN 160	17,9	160	74	6,3	9,5	6,3	22,8	125,8	-	-	-	0,575	32,13
IPN 180	21,9	180	82	6,9	10,4	6,9	27,9	142,4	-	-	-	0,640	29,22
IPN 200	26,2	200	90	7,5	11,3	7,5	33,4	159,1	-	-	-	0,709	27,04
IPN 220	31,1	220	98	8,1	12,2	8,1	39,5	175,8	M10	50	56	0,775	24,99
IPN 240	36,2	240	106	8,7	13,1	8,7	46,1	192,5	M10	54	60	0,844	23,32
IPN 260	41,9	260	113	9,4	14,1	9,4	53,3	208,9	M12	62	62	0,906	21,65
IPN 280	47,9	280	119	10,1	15,2	10,1	61,0	225,1	M12	68	68	0,966	20,17
IPN 300	54,2	300	125	10,8	16,2	10,8	69,0	241,6	M12	70	74	1,03	19,02

IPEA- IPEAA

EUROPEAN I BEAMS

- Dimensions: IPE 80-600 in accordance with Euronorm 19-57; IPE A
- 80-600: IPE O 180-600; IPE 750
- Tolerances: EN 10279: 200010034;1993
- Surface condition according to EN 10163-3; 2004, Class C, Subclass 1

identification	Designation G	Nominal dimensions					A	Dimensions for Detailing					Surface	
	kg/m	mm						h1	d	Ø	P_{min}	P_{max}	AL	AG
		b	h	t_w	t_f	r	mm21×02	mm	mm		mm	mm	m2/m	m2/m
IPE 100	8,1	55	100	4,1	5,7	7,0	10,30	88,6	74,6	-	-	-	0,400	49,33
IPE 120	10,4	64	120	4,4	6,3	7,0	13,20	107,4	93,4	-	-	-	0,475	45,82
IPE 140	12,9	73	140	4,7	6,9	7,0	16,40	126,2	112,2	-	-	-	0,551	42,70
IPE 160	15,8	82	160	5,0	7,4	9,0	20,10	145,2	127,2	-	-	-	0,623	39,47
IPE 180	18,8	91	180	5,3	8,0	9,0	23,90	164,0	146,0	M10	48	48	0,698	37,13
IPE 200	22,4	100	200	5,6	8,5	12,0	28,50	183,0	159,0	M10	54	58	0,768	34,36
IPE 220	26,2	110	220	5,9	9,2	12,0	33,40	201,6	177,6	M12	60	62	0,848	32,36
IPE 240	30,7	120	240	6,2	9,8	15,0	39,10	220,4	190,4	M12	66	68	0,922	30,02
IPE 270	36,1	135	270	6,6	10,2	15,0	45,90	249,6	219,6	M16	72	72	1,041	28,86
IPE 300	42,2	150	300	7,1	10,7	15,0	53,80	278,6	248,6	M16	72	86	1,160	27,46

Rebars

SIZE	mm	8	10	12	14	16	18	20	22	25
Weight (Kg/m)	max	0.410	0.641	0.923	1.257	1.641	2.077	2.565	3.108	4.007
	nom	0.395	0.617	0.888	1.208	1.578	1.998	2.466	2.984	3.853
	min	0.379	0.592	0.852	1.160	1.515	1.918	2.368	2.865	3.699
Transverse (RiB)mm	(As) min	0.52	0.65	0.78	0.91	1.04	1.17	1.30	1.43	1.63
	(As) max	0.80	1.00	1.20	1.40	1.60	1.80	2.00	2.20	2.50
	(Bs) min	0.64	0.80	0.96	1.12	1.28	1.44	1.60	1.76	2.00
	(Bs) max	096	1.20	1.44	1.68	1.92	2.16	2.40	2.64	3.00
Longtiundinal RIB(mm)	(A1) min	0.40	0.50	0.60	0.70	0.80	0.90	1.00	1.10	1.25
	(A1) max	0.80	1.00	1.20	1.40	1.60	1.80	2.00	2.20	2.50
	(B1) min	0.64	0.80	0.96	1.12	1.28	1.44	1.60	1.76	2.00
	(B1) max	0.96	1.20	1.44	1.68	1.92	2.16	2.40	2.64	3.00
PITCH(mm)	(Cs) min	4.08	5.10	6.12	7.14	8.16	9.18	10.20	11.22	12.75
	(Cs) max	5.52	6.90	8.28	9.66	11.04	12.42	13.80	15.18	17.25
Ribs Distance	(E) min	0.80	1.00	1.20	1.40	1.60	1.80	2.00	2.20	2.50
	(E) max	1.60	2.00	2.40	2.80	3.20	3.60	4.00	4.40	5.00

QUALITY		BST 400 S	BST 500 S
MECHANICAL PROPERTIES	YLELD STRENGHT RE (N/mm^2) Min	400	500
	TENSLLE STRENGTH RM (N/mm2) Min	600	650
	% ELONGATION 10=10d	Min 12	Min 10
	BENDING	12,14→3d	12,14→3d
		16...25→6d	16....25→6d
CHEMICAL ANALYSIS	(Carbon) C% Max	0.37	0.40
	(Silisium) Si% Max	0.60	0.60
	(Manganese) Mn % Max	1.6	1.8
	(Sulfur) S% Max	0.045	0.045
	(Phoshorus) P% Max	0.045	0.045

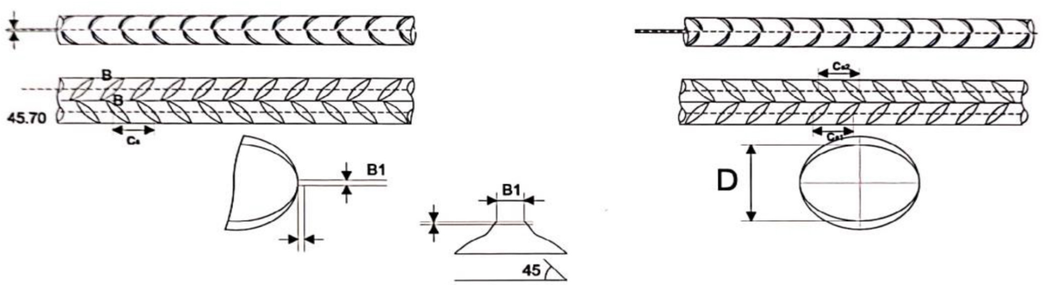



“Foulad Arg Tabriz industry company standard test result”

CE

ASTM A615
EN 10204
EN 10080
EN 10025_1

F.A.T Steel Industry co. Test Result Data

Customer Name:	Standard Reference: INSO3132	DATE:	TRACKNO:
Size: Ø18	Rebar Type: S400	Equivalent standard (GOST):	
Material trace: 97006CH	Sample ID: 540B	Type of test: mechanical properties and chemical analysis	

Inspector Lab:	No	Property	Description of test	Standard Limit	Test Result					Defects
A.Nourian	1	Sizes	Classification	--	S400					---
			Weight(kg/m)	2±5%	1.98					---
signature	2	Product Analysis	Analysis(%)	Table 9	C	Si	Mn	P	S	---
					0.37	0.60	1.60	0.045	0.045	---
					0.335	0.179	0.697	0.021	0.028	---
QC Manager:	3	Mechanical Prpperties	Yield stress(Mpa)	≥400	452					---
			Tensil strenght (Mpa)	≥600	612					---
			Elongation(%)	≥12	20					---
M.Jafari			Fu≥1.25Fy	≥1.25	1.3					---
signature	Bending test results: OK(●) Not OK( )				Bend & Re-bend test results: OK(●) Not OK( )					

Description:

Accordance to standard (●)

Not Accordance to standard ( )
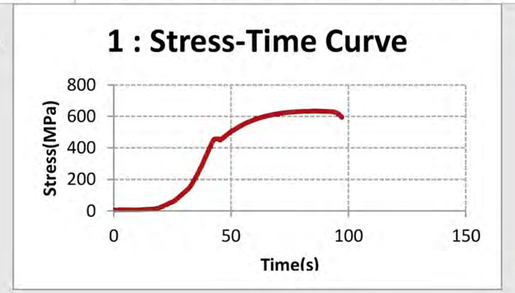
Elongation graph: